

RESEARCH REGARDING THE CORRELATIONS BETWEEN CLIMATE INDICES WATER CONSUMPTION AND MAIZE YIELD IN THE CRIȘURILOR PLAIN CONDITIONS

Domuța C.*

*University of Oradea, Faculty of Environmental Protection, 26 General Magheru St., 410048
Oradea, Romania, e-mail: cristian_domuta@yahoo.com

Abstract

The researches were carried out during 2007-2009 in the Agricultural Research and Development Station Oradea, in the area of the moderate wet climate. The soil from research field is a luvosoil. For quantification of the climate conditions one of the most known climate indicator from Romania – de Martonne aridity index – was used and a new climate indicator – Domuța climate index was used too. Two variants were studied: unirrigated and irrigated. Maintaining the soil water reserve on watering depth between easily available water content and field capacity determined the irrigation use. The irrigation determined the improve of the microclimate conditions, the increase of the plants water consumption, yield gains and protein content very significant bigger than in unirrigated variant. Better correlation coefficients was quantified for links climate conditions-water consumption, climate conditions-yields, climate conditions-protein content using the indicator “Domuta climate index”, than using the indicator “de Martonne index”; the explanation consists of the bigger number of climate elements used: 4 (water, air, humidity, temperature) in comparison with 2 (water, temperature).

Keywords: irrigation regime, de Martonne aridity index, Domuța climate index, yield, protein content, irrigation

INTRODUCTION

The Crișurilor Plain is situated in the Western part of Romania and the climate is characterized like „moderate wet” (Borza I., 2007, 2009). To characterize the climate using one climate element (rainfall, temperature etc.) is not enough for a so complexe probleme. The climate indicators use offers a better opportunity (Domuța Cr., 2008, Borza I. et al, 2009). The climate indexes use one climate element (rainfall – Topor index), two climate elements (rainfall and temperature – de Martonne aridity index, Seleaninov hydrotermic coefficient, Palfai aridity index, Teaci index, Mirkin coefficient etc.), three climate elements (rainfall, temperature, sun brilliance – hydroheliothermic index) or four climate elements (rainfall, temperature, air humidity, sun brilliance – Domuța climate index) (Grumeza N. et. al., 1989, Domuța Cr. et al, 2008). The climate indexes are better if the coefficients for regression functions with the plant parameters (yield, water consumption, etc.) are better. (Domuța C., 1995). For quantification the relationship between climate and maize yield, Domuța C., 1995, obtained better results using the hydroheliothermic index in comparison with de Martonne aridity index, Selianinov hydrothermic coefficient.

Ciobanu Gh., 2003, Domuța C., 2003, Pălcuț N., 2002, Domuța Cr., 2010, 2011, obtained better results using Domuța climate index in comparison with de Martonne aridity index for characterization the relationship climate - yield for research data obtained in a long term trial with different doses and combinations of the fertilizers and for behavior characterization of different maize hybrids (Domuța C., 2005, 2009).

The paper used the most known climate index from Romania (de Martonne aridity index) and Domuța climate index for maize microclimate characterization and for quantification the link between microclimate conditions and water consumption, yield and protein content of the grains.

MATERIAL AND METHODS

The paper based on the researches carried out in Agricultural Research and Development Station Oradea during 2007-2009 on the preluvosoil. The watering depth (0-75 cm) was a fixed one (9) and field capacity ($FC = 24.2\% = 2782 \text{ m}^3/\text{ha}$) and wilting point ($WP = 10.1 = 1158 \text{ m}^3/\text{ha}$) have median values. Easily available water content (Wea) was established in function of texture: $Wea = WP + 2/3 (FC - WP)$.

A drill is the water source for irrigation and their quality for irrigation is very good: $pH = 7.2$; $Na^+ = 12.9\%$; mineral residue = 0.5 g/l; $CSR = -1.7$; $SAR = 0.52$.

In comparison with multiannual average (1931-2005) of 621.1 mm during the studied period the annual rainfall were of 684.7 mm in 2006; of 556.1 mm in 2007 and of 585.7 mm in 2008.

Soil moisture of 0 – 75 cm depth was determined ten to ten days. In the variant without irrigation suspending the moment of the irrigation use was when the soil water reserve on 0 – 75 cm depth decreased to easily available water content.

De Martonne aridity index (IdM) was determined using the formula

$$IdM = \frac{12p}{t + 10} \text{ in wich:}$$

p= monthly rainfall (mm); t= average temperature on the month ($^{\circ}C$)

Domuța climate index was determined using the formula (Brejea R., 2009, 2010):

$$IcD = \frac{100W + 12.9A}{\sum t + Sb} \text{ in wich:}$$

W= water (mm); A= air humidity (%); $\sum t$ = sum of the monthly average temperature ($^{\circ}C$); Sb= sun brilliance.

Both de Martonne aridity index and Domuța climate index for irrigated variant included the irrigation rate in the calculation formula (Domuța C., 2006).

Water consumption was determined using the soil water balance method and water use efficiency was determined like report between field and water consumption.

Results research was processed by variance analysis and with the regression functions (Domuța C. et al., 2009)

RESULTS AND DISCUSSION

Optimum irrigation regime in maize

For maintaining the soil water reserve on 0-75 cm between easily available water content and field capacity the following irrigation rates were used: 2950 m³/ha in 2007, 3320 m³/ha in 2008 and 4200 m³/ha in 2009. (table 1)

Table 1

Optimum irrigation regime used in maize, Oradea 2007-2009

Year	April		May		June		July		August		April-August	
	Σm	n	Σm	n	Σm	n	Σm	n	Σm	n	Σm	n
2007	300	1	400	1	500	1	1200	4	550	4	2950	8
2008	-	-	500	1	1020	2	1100	3	700	2	3320	8
2009	500	1	900	2	500	1	1300	3	1000	2	4200	9

Σm= irrigation regime; n= number of rates

Irrigation influence on maize microclimate

The irrigation determined the improve of the microclimate conditions. The use of the de Martonne aridity index shows that the report between water and temperature improved every month with irrigation; in average on the period April-August the values of the de Martonne aridity index increased with 105% in 2007, with 115% in 2008 and with 161% in 2009. (table 2).

Table 2

Irrigation influence on microclimate (de Martonne aridity index, IdM) in maize,
Oradea 2007-2009

Variant	April		May		June		July		August		April-August	
	de Martonne aridity index, IdM											
	Value	%	Value	%	Value	%	Value	%	Value	%	Value	%
2007												
Unirrigated	1.7	100	34.3	100	18.8	100	24.1	100	30.6	100	21.9	100
Irrigated	17.9	1006	51.3	150	37.5	199	67.0	278	51.0	167	44.9	205
2008												
Unirrigated	24.0	100	17.4	100	35.7	100	26.9	100	10,2	100	22.8	100
Irrigated	24.0	100	39.7	228	75.1	211	69.6	259	36,5	358	48.9	215
2009												
Unirrigated	6.5	100	11.9	100	39.3	100	11.4	100	33.3	100	20.5	100
Irrigated	31.1	478	51.5	433	59.4	151	55.1	483	70.6	212	53.5	261

Using the Domuța climate index the report between water+air humidity and temperature+ sun brilliance increased in average on the period April-August with 90% in 2007, with 92% in 2008 and with 144% in 2009. (table 3)

Table 3

Irrigation influence on microclimate (Domuța climate index, IcD) in maize,
Oradea, 2007-2009

Variant	April		May		June		July		August		April-August	
	de Martonne aridity index, IdM											
	Value	%	Value	%	Value	%	Value	%	Value	%	Value	%
2007												
Unirrigated	1.4	100	10.8	100	6.0	100	6.9	100	9.4	100	6.9	100
Irrigated	5.8	414	15.7	145	11.1	185	18.0	261	15.0	160	13.1	190
2008												
Unirrigated	9.8	100	5.8	100	11.2	100	8.1	100	3.5	100	7.7	100
Irrigated	9.8	100	12.0	207	22.3	199	19.6	242	10.3	295	14.8	192
2009												
Unirrigated	2.7	100	4.1	100	12.1	100	2.7	100	10.4	100	6.4	100
Irrigated	9.5	352	15.1	368	17.8	147	14.8	548	20.8	200	15.6	244

Irrigation influence on maize total water consumption

The values of the total water consumption increased in the irrigated variant with 56% in 2007, 58% in 2008 and 61% in 2009. In the covering sources of the optimum water consumption, the irrigation participated with 44% in 2007, with 48% in 2008 and with 54% in 2009 (table 4).

Irrigation influence on yield and protein content

The irrigation determined the yield gains very significant statistically every year; the relative difference in comparison with unirrigated variant were of 56% in 2007, of 58% in 2008 and of 61% in 2009. (table 5)

Table 4

Irrigation influence on total water consumption in maize, Oradea 2007-2009						
Variant	Total water consumption		Covering sources			
	m ³ /ha	%	Soil water reserve m ³ /ha	Rainfall m ³ /ha	Irrigation	
					m ³ /ha	%
2007						
Unirrigated	4302	100	490	3812	-	-
Irrigated	6719	156	143	3812	2950	44
2008						
Unirrigated	4410	100	1300	3110	-	-
Irrigated	6942	158	512	3110	3320	48
2009						
Unirrigated	4820	100	2280	2540	-	-
Irrigated	7767	161	1027	2540	4200	54

The protein content of the maize grains increased very significant statistically, too every year. The relative differences in comparison with unirrigated variant were of 59% in 2007, of 80% in 2008 and of 69% in 2009 (table 5).

Table 5

Irrigation influence on yield and protein content of the maize grains, Oradea 2007-2009

Variant	Yield			Protein content		
	kg/ha	%	Statistically significant	%	%	Statistically significant
2007						
Unirrigated	6470	100	Mt	7.0	100	Mt
Irrigated	13120	203	xxx	11.12	159	xxx
LSD_{5%}=240; LSD_{1%}= 410; LSD_{0.1%}=790 LSD_{5%}= 0.81; LSD_{1%}= 1.56; LSD_{0.1%}= 2.63						
2008						
Unirrigated	5910	100	Mt	6.30	100	Mt
Irrigated	12500	212	xxx	11.36	180	xxx
LSD_{5%}=190; LSD_{1%}= 310; LSD_{0.1%}=570 LSD_{5%}= 0.50; LSD_{1%}= 1.06; LSD_{0.1%}= 2.00						
2009						
Unirrigated	5300	100	Mt	6.68	100	Mt
Irrigated	11800	223	xxx	11.29	169	xxx
LSD_{5%}=210; LSD_{1%}= 330; LSD_{0.1%}=640 LSD_{5%}= 0.59; LSD_{1%}= 1.15; LSD_{0.1%}= 1.96						

The link between microclimate conditions and water consumption

Both de Martonne aridity index and Domuța climate index were used for quantification the link between microclimate conditions and maize water consumption. Five regression functions was tested: linear, logarithmic, polynomial, power, exponential. Using the Domuța climate index a correlation coefficient of 0.96 was obtained in comparison with 0.69, the coefficient obtained using the de Martonne aridity index for the quantification and yield. (fig.1)

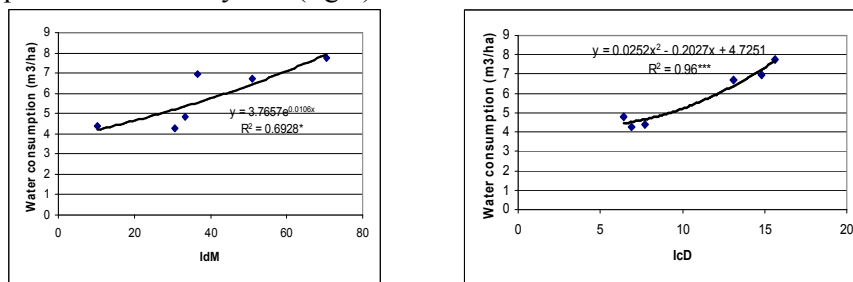


Fig. 1 The link between microclimate conditions (de Martonne aridity index, IdM; Domuța climate index, IcD) and maize water consumption, Oradea 2007-2009

The link between microclimate conditions and yields

The link between microclimate conditions and yield is a direct too. The use of the Domuța climate index determined a better quantification of the link microclimate-yield than the use of the de Martonne aridity index: $R^2 = 0.9541$ vs $R^2 = 0.5072$ (figure 2)

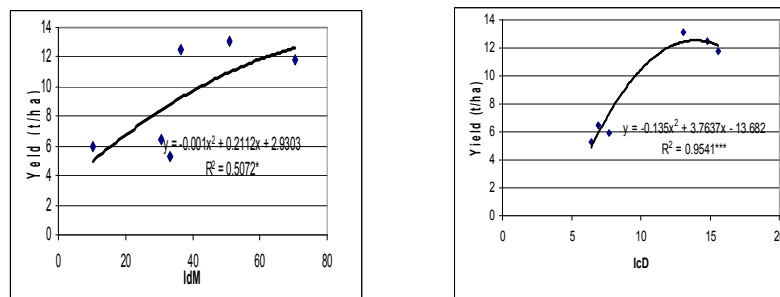


Fig. 2 The link between microclimate conditions (de Martonne aridity index, IdM; Domuța climate index, IcD) and maize yield, Oradea 2007-2009

The link between microclimate conditions and protein content

The protein content is influenced by microclimate conditions, too. Using the Domuța climate index for quantification the link between the microclimate conditions and protein content of the maize a bigger regression function ($R^2 = 0.96$) was obtained in comparison with the use of the Martonne index ($R^2 = 0.6928$).

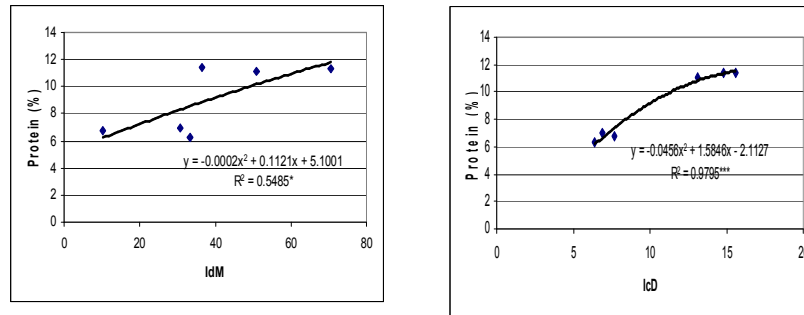


Fig. 3 The link between microclimate conditions (de Martonne aridity index, IdM; Domuța climate index, IcD) and protein content, Oradea 2007-2009

CONCLUSION

The researches carried out during 2007-2009 determined the following conclusions:

- Using the irrigation for maintaining the soil water reserve between easily available water content and field capacity determined the increase of the water/ temperature report (de Martonne aridity index, IdM) with 105% in 2007, with 115% in 2008 and with 161% in 2009. The report water+air humidity/temperature+ sun brilliance (Domuța climate index, IcD) increased with 90% in 2007, with 92% in 2008 and with 144% in 2009.
- The irrigation determined the increase of the maize water consumption with 56% in 2007, with 58% in 2008 and with 61% in 2009. The yields increased very significant statistically every year, the relative differences were of 103% in 2007, f 112% in 2008 and of 123% in 2009. The protein content of the grains increased very significant statistically, too; the relative differences in comparison with unirrigated variant were of 59% in 2007, of 80% in 2008 and of 69% in 2009.
- The direct links, statistically assured, were registered between microclimate conditions and water consumption, yields and protein content of the grains. The microclimate quantification by de Martonne aridity index

determined a link significant statistically and microclimate quantification by Domuța climate index determined a link very significant statistically.

Acknowledgments

The researches were carried out in the project: PN-II-ID-PCE-2008; 1103/2009 "Study of the relationships in the soil-water-plant-atmosphere system on the land affected succesively by excess and deficit of moisture from North Western Romania regarding the improve of the yield quantity and quality".

REFERENCES

1. Borza Ioana Maria, 2007, Valorificarea apei de către cultura porumbului din Câmpia Crișurilor. Editura Universității Oradea, pp.195-208.
2. Borza Ioana Maria, 2009, Reserches Concerning the Hybrid Influence on Water Use Efficiency in Maize from North-Western Romania, Analele Universității Oradea Fascicula Protecția Mediului, Vol XIV Anul 14 pp.47-54
3. Borza Ioana Maria, Cornel Domuța, Maria Șandor, Cornelia Ciobanu, Alina Samuel, Cristian Domuța, Radu Brejea, 2009, Researches concerning the weeds influence on water use efficiency in maize from North-Western Romania, Analele Universității Oradea, Fascicula Protecția Mediului, Vol XIV Anul 14 pp. 55-63.
4. Borza Ioana Maria, Alina Ștefania Stanciu, 2010, Fitotehnie. Editura Universității Oradea, pp. 134-176.
5. Brejea R., 2009, Tehnologii de protecție sau refacere a solurilor. Editura Universității din Oradea, pp. 78-92.
6. Brejea R., 2010, Știința solului – îndrumător de lucrări practice. Editura Universității din Oradea, pp. 84-105.
7. Ciobanu Gh., Domuța C., 2003, Cercetări agricole în Crișana, Ed. Universității din Oradea, pp.150-191.
8. Domuța C., 1995, Contribuții la stabilirea consumului de apă al principalelor culturi din Câmpia Crișurilor. Teză de doctorat ASAS "Gheorghe Ionescu Șișești", București, p. 138-196.
9. Domuța C., 2003, Oportunitatea irigațiilor în Câmpia Crișurilor, Ed. Universității din Oradea, pp. 165-196.
10. Domuța C., 2005, Irigarea culturilor, Editura Universității din Oradea, pp. 31-49; 256-260.
11. Domuța C., 2006, Tehnică experimentală, Ed. Universității din Oradea, pag. 112-150.
12. Domuța C., Irigarea culturilor, 2009, Editura Universității din Oradea, pp. 95-124.
13. Domuța C. (coord.), 2009, Irigațiile în Câmpia Crișurilor, Editura Universității din Oradea.
14. Domuța Cr., 2008, The influence of the irrigation on the water consumption, yield and on the water use efficiency in the maize from Crișurilor Plain, Analele Univ. Oradea, Fascicula Protectia Mediului.
15. Domuța Cr., Domuța C., Șandor Maria, Samuel Alina, 2008, The influence of irrigation on the soil water plant sistem relationships in the maize crop from the Crisurilor Plain, Lucrările Științifice Facultatea Agricultură Timișoara, Editura Agroprint – Symposium : "Trends in European Agriculture Development". pp. 283, vol. 2.

16. Domuța Cr., 2010, Cercetări privind influența irigației asupra culturilor de porumb, soia și sfeclă de zahăr în condițiile Câmpiei Crișurilor, Teză de doctorat Universitatea de Științe Agricole și Medicină Veterinară Cluj-Napoca.
17. Cristian Gabriel Domuța, Cornel Domuta, 2010, Materii prime vegetale, Editura Universității din Oradea, pp. 127-182.
18. Cristian Domuța, 2011, Subasigurarea cu apă a porumbului, soiei și sfeclei de zahăr din Câmpia Crișurilor, Editura Universității din Oradea, pp. 156-189.
19. Grumeza N., Mercuriev O., Kleps Cr., 1989, Prognoza și programarea aplicării udărilor în sistemele de irigații, Editura Ceres, pp. 111-162
20. Pălcuț N., 2002, The behavior of some late crn hybrids under the pedo-climatic conditions of the Crișurilor River Plain. Proceedings of the European Workshop on Environmental Stress and Sustainable Agriculture, Bulgaria.

