

## **INFLUENCE OF THE POPULATION ON THE DEVELOPMENT OF RURAL TOURISM IN REMETEA VILLAGE**

**Mitulescu Mirela Salvia\* Dudaș Anca Iulia\***

*\*University of Oradea, Faculty of Environmental Protection, 26 Gen. Magheru St., 410048 Oradea; Romania, e-mail: mirelamitulescu@yahoo.com*

### ***Abstract***

*This paper presents the influence of population on the development of rural tourism in Remetea Bihor county. Structure of the population by sex, age and nationality exercises an influence determined by the development of human communities, both through economic, social, and by demographic implications. In Remetea there lived 3259 persons in 2002, of whom 1589 men and 1670 women. At 2002 census, a number of 2591 residents declared themselves to be of Romanian ethnicity, a number of 570 people declared themselves Hungarians and number of 98 were romany. The population of Remetea is a population of aged people which provides difficult the necessary of a decent living.. It is therefore necessary to adjust the actual level of taxes gains made by citizens, the adoption of facilities for the disadvantaged categories.*

**Key words:** Population structure by sex, population structure by nationality, population structure by age group.

### **INTRODUCTION**

Remetea is located in south-eastern Bihor County in the Depression Beiuș. It is composed of five villages: Remetea, village of residence, Drăgoteni, Meziad Petreasa and Șoimuș. The first evidence of the existence of material, spiritual and religious life for the common current territory Remetea is dating since 1204.

Remetea villages have compact houses typical for the premontainous area. Of the 1105 housing recorded during 2002 census, 1025 are active households, resulting a total of 80 abandoned houses.

### **MATERIAL AND METHODS**

Structure of the population by sex, age and nationality exercises an influence determined by the development of human communities, both through economic, social, and by demographic implications.

On the whole rural population, structure by sex, age and by country of birth expresses the combined effect of natality, internal migration and mortality. Evolution of the rural population is characterized by aging.

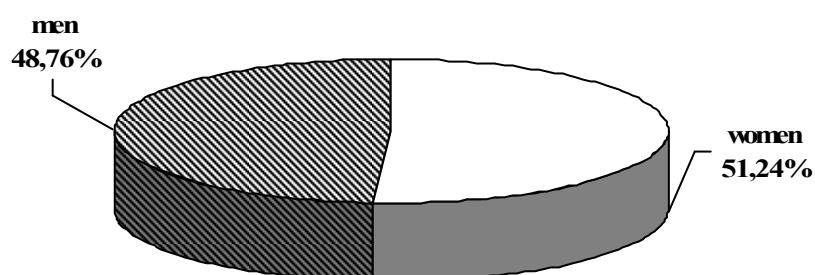
The natality of a population is characterized by the multitude of live births within a human community.

The migration of rural population towards cities and the consequences of this migration are typical for the romanian rural space.

The mortality describes the multitude of deaths produced within a population during a determined time period, usually a calendar year.

## RESULTS AND DISCUSSION

During the 2002 census in Remetea lived 3259 people, of which 1589 men (48.76%) and 1670 women (51.24%). - figure 1 (Source: Statistics data Remetea TownHall).



*Fig. 1 Population structure by sex in Remetea village*

Source: Statistics data Remetea TownHall

Population structure by sex in the localities within Remetea village is presented in table 1.

*Table 1*

Population structure by sex

number of persons

Localities	Total inhabitants	Men		Women	
		total	%	total	%
Remetea	845	421	49,82	424	50,18
Meziad	1269	597	47,04	672	52,96
Drăgoteni	518	252	48,65	266	51,35
Petreasa	480	257	53,54	223	46,46
Șoimuș	147	62	42,18	85	57,82
Total	3259	1589	48,76	1670	51,24

Source: Statistics data Remetea TownHall

At the 2002 census, a total of 2591 people, i.e. 79.50% were said to be of Romanian ethnicity. Hungarians form the largest minority: at the census a number of 570 inhabitants, i.e.17.5% declared themselves Hungarians. According to the census, the number of Romany people was 98, i.e. 3%.

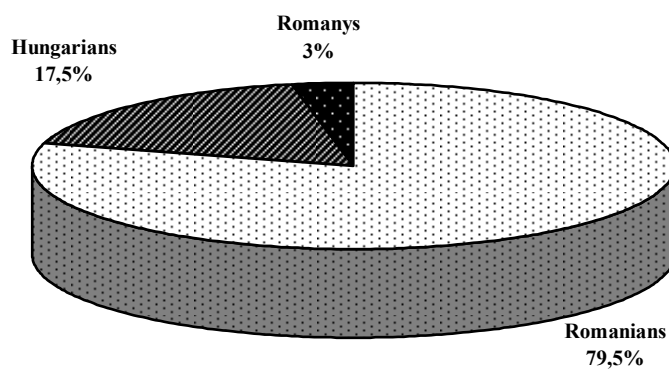
By nationality, population structure is shown in table 2 and figure 2 (Source: Statistics data Remetea TownHall)

*Table 2*

Population structure by nationality

Nationality	Number of inhabitants	%
<b>Total</b>	<b>3259</b>	<b>100</b>
Romanians	2591	79,50
Hungarians	570	17,5
Romany	98	3

Source: Statistics data Remetea TownHall



*Fig 2. Population structure by nationality*

Source: Statistics data Remetea TownHall

Hungarian population is a fundamental factor in maintaining cross-border relations. The Hungarian minority is distinguished by advanced forms of community organization, active lately. Foreign Relations of the Hungarian minority are used in order to attract resources, which meet the needs of developing this ethnicity.

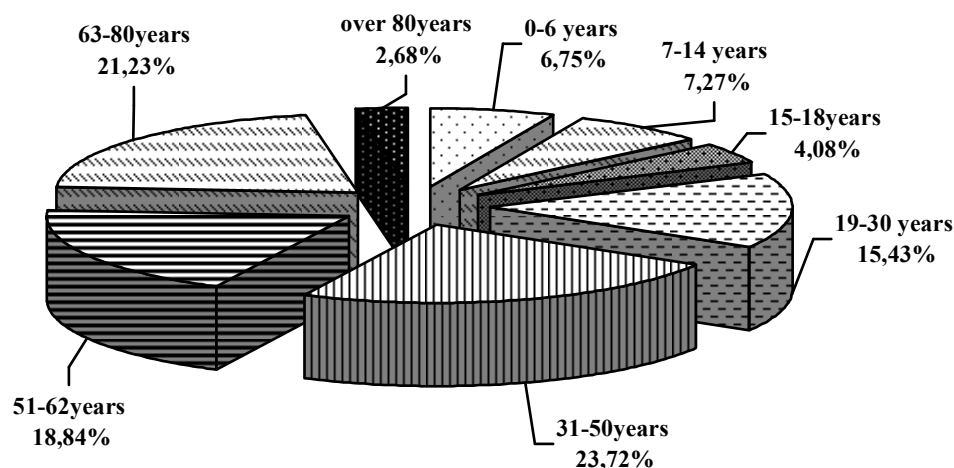
Romany population can be found in villages Petreasa - 70 romany, Meziad – 11 romany and Remetea – 17romany. In Petreasa and Meziad Romany communities are isolated on the outskirts, and in Remetea Romany communities have interspersed houses. Their homes have modest facilities, reflecting a standard of living much lower than other members of the community. The main occupations of the Romany are of the animals cares during the summer or mushroom pickers. Also, some Romany provide various occasional jobs in the village. Romany population faces difficulties in providing daily food, due to lack of jobs.

Population structure by age group in Remetea is presented in table 3 and figure 3 (Source: Statistics data Remetea TownHall)

*Table 3*

Population structure by age group		
<b>Age group - years-</b>	<b>Number of inhabitants</b>	<b>%</b>
<b>Total</b>	<b>3259</b>	<b>100</b>
0-6	220	6,75
7-14	237	7,27
15-18	133	4,08
19-30	503	15,43
31-50	773	23,72
51-62	614	18,84
63-80	692	21,23
over 80	87	2,68

Source: Statistics data Remetea TownHall



*Fig. 3 Population structure by age group*  
Source: Statistics data Remetea TownHall

From the analysis of population of Remetea by age structure, it results a major imbalance, suggesting an increased aging. It is noted that, compared to 0-18 years age group, representing 18.10%, age groups of 51-62 years and 63-80 years, accounting for 40.07%, represent more than double, being comparable with active age groups (19-30 years and 31-50 years, accounting for 39.15%). Therefore, it results a strong pressure on active population and also, the prospect of a future demographic crisis.

## CONCLUSIONS

On the 2002 census, in Remetea lived, out of the total population of 3259 people, men have a share of 48.76% and women have a share of 51.24%.

By nationality, the structure of the population is formed by Romanians, Hungarians and Romany.

Remetea population is aged, making it difficult to daily activities. There is a large number of pensioners with low pensions, for whom it is difficult to have a decent living.

## REFERENCES

1. Alecu, I. N., M. Constantin, , 2006, Agroturism și marketing agroturistic, Editura Ceres, București.
2. Beteille, R., 1996, L'agritourisme dans les espaces ruraux européens, Annales de Géographie nr. 592, Edit. Armand Colin, Paris.
3. Bršćić, Kristina, 2006, The impact of agrotourism on agricultural production, in Journal of Central European Agriculture 2006, vol. 7, no. 3.
4. Cîndea Melinda, 2007, Potențialul turistic al României, Editura Universitară, București.
5. Cocean, P., Gh. Vlăsceanu, B. Negoescu, 2005, Geografia generală a turismului, Editura Meteor Press, București.
6. Cosmescu, I, V. Nicula, C. Tileagă, 2004, Diversitatea și calitatea serviciilor turistice – Premisele dezvoltării economice durabile în bazinul Mării Negre, Editura Constant, Sibiu.
7. Mowforth, M., I. Munt, 1998, Tourism and Sustainability: New Tourism in the Third World, Routledge, London.
8. Palicica, Laura-Ioana, Maria Palicica, 2005, Resursele umane și pregătirea forței de muncă din mediul rural, Editura Orizonturi Universitare, Timișoara.
9. Petrea, Rodica, 2004, Turismul rural în Munții Apuseni, Editura Universității din Oradea.
10. Vellas, Fr., L. Bécherel, 1999, The International Marketing of Travel and Tourism, MacMillan Press Ltd., London.
11. \*\*\* Date statistice, Primăria Remetea.
12. \*\*\* Planul de dezvoltare al județului Bihor 2007-2013.